

Instructions for downloading Microsoft Visual Studio for Windows

The Department of Mathematics and Computer Science subscribes to Microsoft Software through DreamSpark. As a student in CS 150, you can download software from this site. The software that we are using in CS 150 is Microsoft Visual Studio 2010 Ultimate.

You must be in Microsoft Windows for this to work. If you have a Mac, then use the Mac instructions.

You will have received an email from: Pacific University Department of Mathematics and Computer Science that looks like the one below. Click on the link below (Complete Your Registration).

**** This is an automated message – please do not reply as you will not receive a response. ****

Welcome shereer [redacted] to your DreamSpark WebStore:
Pacific University - Department of Mathematics and Computer Science - DreamSpark Premium

You'll be excited to know a user account was just created for you at your school's DreamSpark WebStore. With it, you can download and access a wide range of Microsoft developer tools, servers, and platforms for free!

Get Started Now

To complete the registration process, you need to follow just 1 step! Clicking the registration link below will send you to a page where you'll be asked to create a unique password for your account. Once that's complete, you're done!

Complete Your Registration:
<http://e5.onthehub.com/d.ashx?s=lvfihl75iv&u=bee03d23-ee2e-e411-9403-b8ca3a5db7a1>

If you are redirected to your institution's internal sign-in page, use your institution credentials.

Technical Support

If you have any technical difficulties while registering, downloading the software, or anything else, check out the Help section of your WebStore and review the frequently asked questions. If you don't find what

This will take you to the Microsoft DreamSpark website in your browser. Complete the information using your own name and create your own password, then click Register.


DreamSpark: Microsoft software for learning, teaching and research

Pacific University - Department of Mathematics and Computer Science - DreamSpark Premium

Product Search



DreamSpark Premium

 Your session expired and you have been signed out automatically.

Account Registration

First Name*

Shereen

Last Name*

Khoja

Username*

shereen

Email Address*

shereen

Yes, I'd like to receive email newsletters and student or educator promotional offers about development tools and technologies from Microsoft.

Choose a Password*

••••••

Password must be at least six characters long.

Confirm Password*

••••••

Must match the password above.

Back

Register

Privacy Policy | Safe Shopping



Facebook | Twitter | Pinterest | Blog

v3.20.5056.409 (P2827958)

This will take you to the main DreamSpark page.

DreamSpark: Microsoft software for learning, teaching and research

Pacific University - Department of Mathematics and Computer Science - DreamSpark Premium

Product Search

DreamSpark Premium

Thank you for registering.

Categories

- New (3)
- Popular (17)
- Operating Systems (20)
- Developer Tools (59)
- Servers (66)
- Applications (68)
- Other (1)
- All (197)

Microsoft Corporation

Visual Studio

Microsoft Visual Studio 2013

Microsoft SQL Server

Microsoft SQL Server 2012

BizTalk Server 2013

Microsoft BizTalk Server 2013

Microsoft partners with Kivuto Solutions to make ELMS for DreamSpark WebStores available for distribution of Microsoft DreamSpark software through an agreement between your academic institution and Microsoft. Here, eligible students, faculty and staff can download Software Licensed under the DreamSpark Program. If you encounter any difficulties or would like to request an account, please see the Help section for answers to your questions and information on how to contact the DreamSpark Program Administrator on your campus.



Get skilled. Get inspired. Change your world.

microsoft.com/YouthSpark



Facebook | Twitter | Pinterest | Blog

v3.20.5056.409 (P2827958)

Microsoft Imagine Cup

Challenges for all skill levels with \$1,000,000 in prizes!

[Learn More](#)



ImagineCup Global Student Technology Competition


free Windows Store and Windows Phone Dev Center access for students



[get it now](#)

Search for visual studio 2010 ultimate.

Microsoft DreamSpark
for Academic Institutions

Welcome [redacted] Sign Out | English | 


Home Your Account/Orders Shopping Cart Help

DreamSpark: Microsoft software for learning, teaching and research

Pacific University - Department of Mathematics and Computer Science - DreamSpark Premium

visual studio 2010 ultimate


DreamSpark Premium


 Thank you for registering.

Categories	Microsoft Corporation
<ul style="list-style-type: none">New (3)Popular (17)	

Microsoft Imagine Cup

Challenges for all skill levels with \$1,000,000 in prizes!

[Learn More](#) 



You will see a description of Visual Studio 2010 Ultimate as below. Click on Add To Cart.

Microsoft DreamSpark
for Academic Institutions

Welcome [redacted] Sign Out | English |


Home Your Account/Orders Shopping Cart Help

DreamSpark: Microsoft software for learning, teaching and research

Pacific University - Department of Mathematics and Computer Science - DreamSpark Premium

Product Search

Microsoft Visual Studio 2010 Ultimate 32-bit (English) - DreamSpark - Download



Manufacturer: Microsoft Corporation

Platforms: Windows

Delivery Type: Download

Available to: Students/Faculty/Staff
In Stock

Free

Add To Cart

Are you eligible?

Recommend Be the first of your friends to recommend this.

Description System Requirements Are you eligible?

Microsoft Visual Studio 2010 Ultimate

Microsoft Visual Studio 2010 Ultimate is the essential tool for individuals performing basic development tasks. It simplifies the creation, debugging, and deployment of applications on a variety of platforms including SharePoint and the Cloud. Visual Studio 2010 Professional comes with integrated support for test-driven development, as well as debugging tools that help ensure high-quality solutions.

Get skilled. Get inspired. Change your world.
microsoft.com/YouthSpark

Microsoft

SECURED BY RapidSSL

Privacy Policy | Safe Shopping

OnTheHub

Powered by Kivuto

free Windows Store and Windows Phone Dev Center access for students



get it now


Free

Add To Cart

Are you eligible?

Check that the details of below, then click on Check Out.

Microsoft DreamSpark
for Academic Institutions

Welcome [redacted] Sign Out | English | 


Home Your Account/Orders Shopping Cart Help

DreamSpark: Microsoft software for learning, teaching and research


Pacific University - Department of Mathematics and Computer Science - DreamSpark Premium

Product Search

Your Cart

	Price
 Microsoft Visual Studio 2010 Ultimate 32-bit (English) - DreamSpark - Download Date Added: 2014-08-28 2:25 PM	Free Remove
Subtotal: \$0.00	

[Continue Shopping](#) [Check Out](#)

Get skilled. Get inspired. Change your world.
microsoft.com/YouthSpark 

SECURED BY RapidSSL.com | Privacy Policy | Safe Shopping | OnTheHub | Powered by Kaltura

free Windows Store and Windows Phone Dev Center access for students



get it now 

[Check Out](#)

Accept the EULA by clicking on I Accept.

DreamSpark: Microsoft software for learning, teaching and research

Pacific University - Department of Mathematics and Computer Science - DreamSpark Premium

Product Search



DreamSpark Premium

Messages Order Receipt

DreamSpark EULA

This message applies to:

Product

Microsoft Visual Studio 2010 Ultimate 32-bit (English) - DreamSpark - Download

MICROSOFT DREAMSPARK DIRECT SUBSCRIPTION AGREEMENT

Last updated: June 2013

This is a subscription agreement ("agreement") between Microsoft Corporation (or based on where you live, one of its affiliates) and you for the Microsoft DreamSpark Direct student offering ("DreamSpark Direct Subscription"). Please read it. For purposes of this agreement, the term "software" applies to the software provided to you under the DreamSpark Direct Subscription, which includes the media on which you received it, if any.

1. DEFINITION OF YOU OR YOUR. "You", "your" or "student" means a person currently enrolled in and attending courses that lead to academic credit or certification through an accredited educational institution.

2. TERMS FOR DREAMSPARK DIRECT SUBSCRIPTION.

a. DreamSpark Direct Subscription. Subject to the terms of this agreement, the DreamSpark Direct Subscription provides a subscription to access software. Microsoft may change the software or other offerings that it makes available under the DreamSpark Direct Subscription at any time without prior notice to you.

I Decline

I Accept

Click on Proceed With Order.

DreamSpark: Microsoft software for learning, teaching and research

Pacific University - Department of Mathematics and Computer Science - DreamSpark Premium

Product Search



DreamSpark Premium

[Messages](#) **Order** [Receipt](#)

Items All prices are in US Dollars



Microsoft Visual Studio 2010 Ultimate 32-bit (English) - DreamSpark - Download

Amount

\$0.00

Subtotal: \$0.00

Taxes: \$0.00

Total: \$0.00

Contact Information Fields marked with an asterisk (*) are required

First Name*

ShereenT

Last Name*

KhojaT

Email*

[redacted]

Yes, I'd like to receive email newsletters and student or educator promotional offers about development tools and technologies from Microsoft.

[Proceed With Order](#)

You will be shown a receipt. Click on Start Download.

DreamSpark: Microsoft software for learning, teaching and research

Pacific University - Department of Mathematics and Computer Science - DreamSpark Premium

Product Search


Messages Order **Receipt**

i Your order has been placed and a confirmation email will be sent to you shortly. You may want to print this page for your records. Detailed information about all of your orders can be found under Your Account.

Order Summary

Order Date: 2014-08-28 2:27 PM
Pacific Daylight Time


Order Number: 100314961745

 Email order receipt

Order Information

Name: ShereenT KhojaT
Email: shereen26@yahoo.co.uk

Items All prices are in US Dollars

 Start Download



Microsoft Visual Studio 2010 Ultimate 32-bit (English) - DreamSpark - Download

Amount

\$0.00

Product Key: YCFHQ-9DWCY-DKV88-T2TMH-G78HP

Instructions:
Burning the .ISO/.IMG file onto a disc

Messages:
• DreamSpark EULA

Agreement Number: 1203782200

Subtotal: \$0.00

Taxes: \$0.00

Total: \$0.00


Continue Shopping



Start Download

free Windows Store
and Windows Phone
Dev Center access
students









get it now 

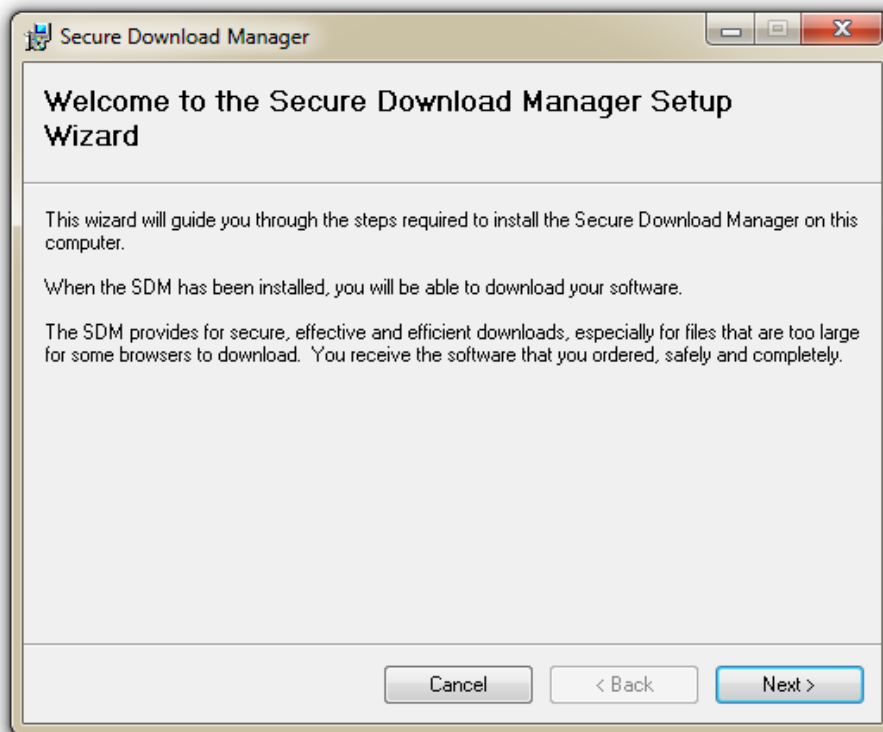
You will taken to the following screen. Click on Download SDM. Once it has been downloaded then run it and follow the screenshots below.

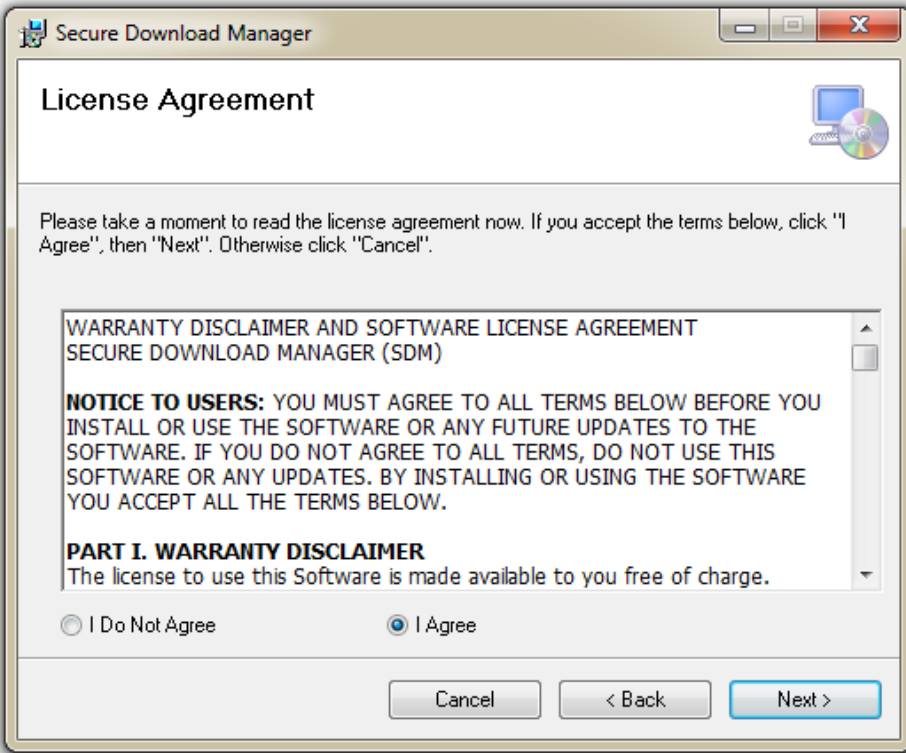
Select Language: English (United States) ▼

Get Your Software in 4 Easy Steps

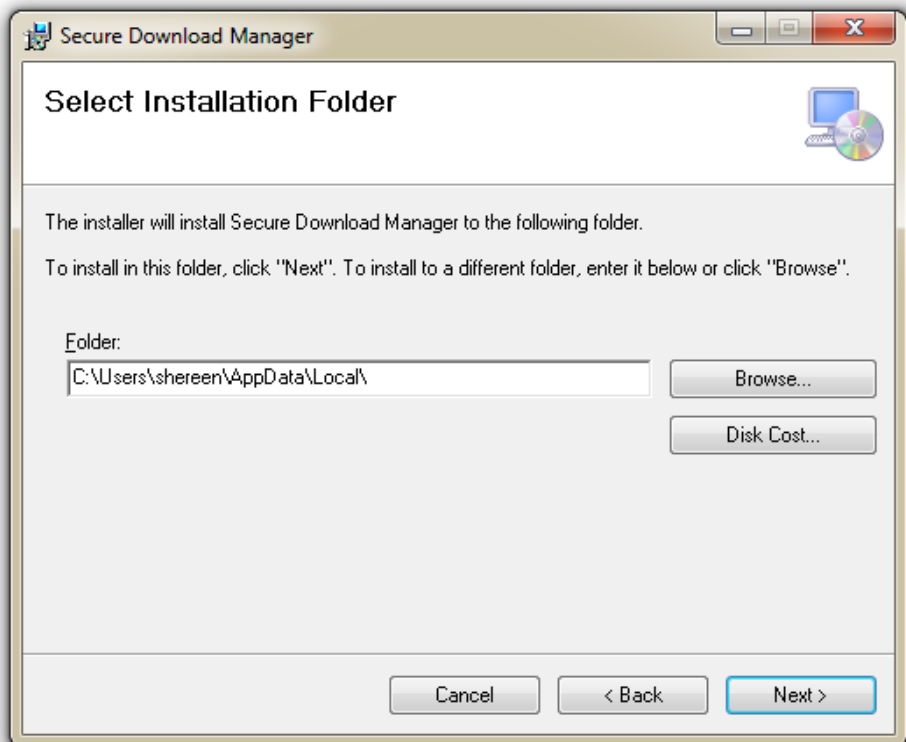


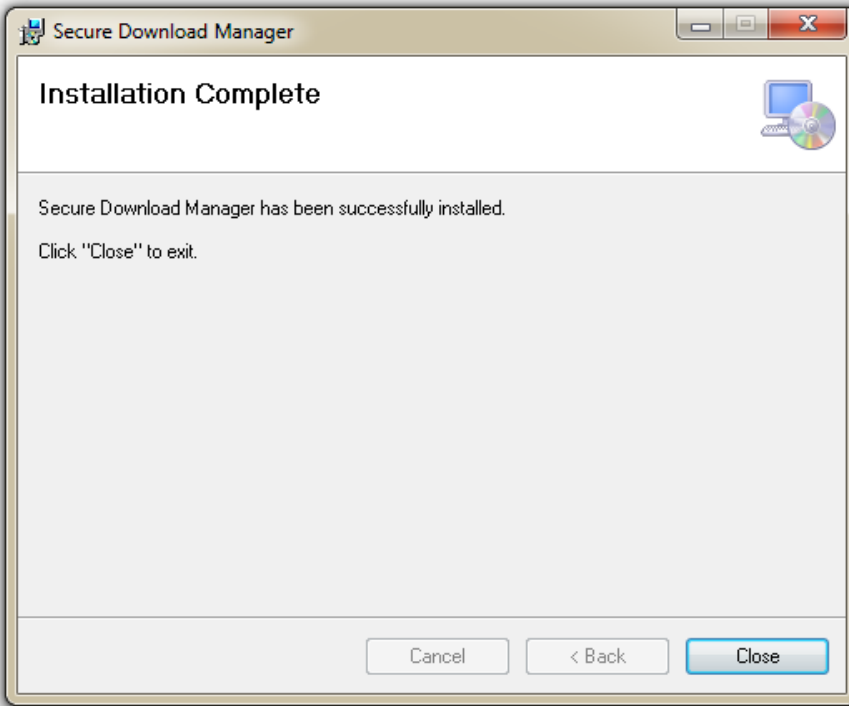
- 1. Download the Secure Download Manager (SDM) installation file** 
If you have completed this step previously, go to step 3.
[Download SDM](#) 
- 2. Locate the file from step 1 and run it to install the SDM** 
- 3. Download the .SDX file for your order** 
[Download .SDX](#) 
- 4. When the SDM launches, start downloading your software.** 
If the SDM application does not launch automatically, locate the file from step 3 and open it to download your software.





Use the default location for your destination folder.











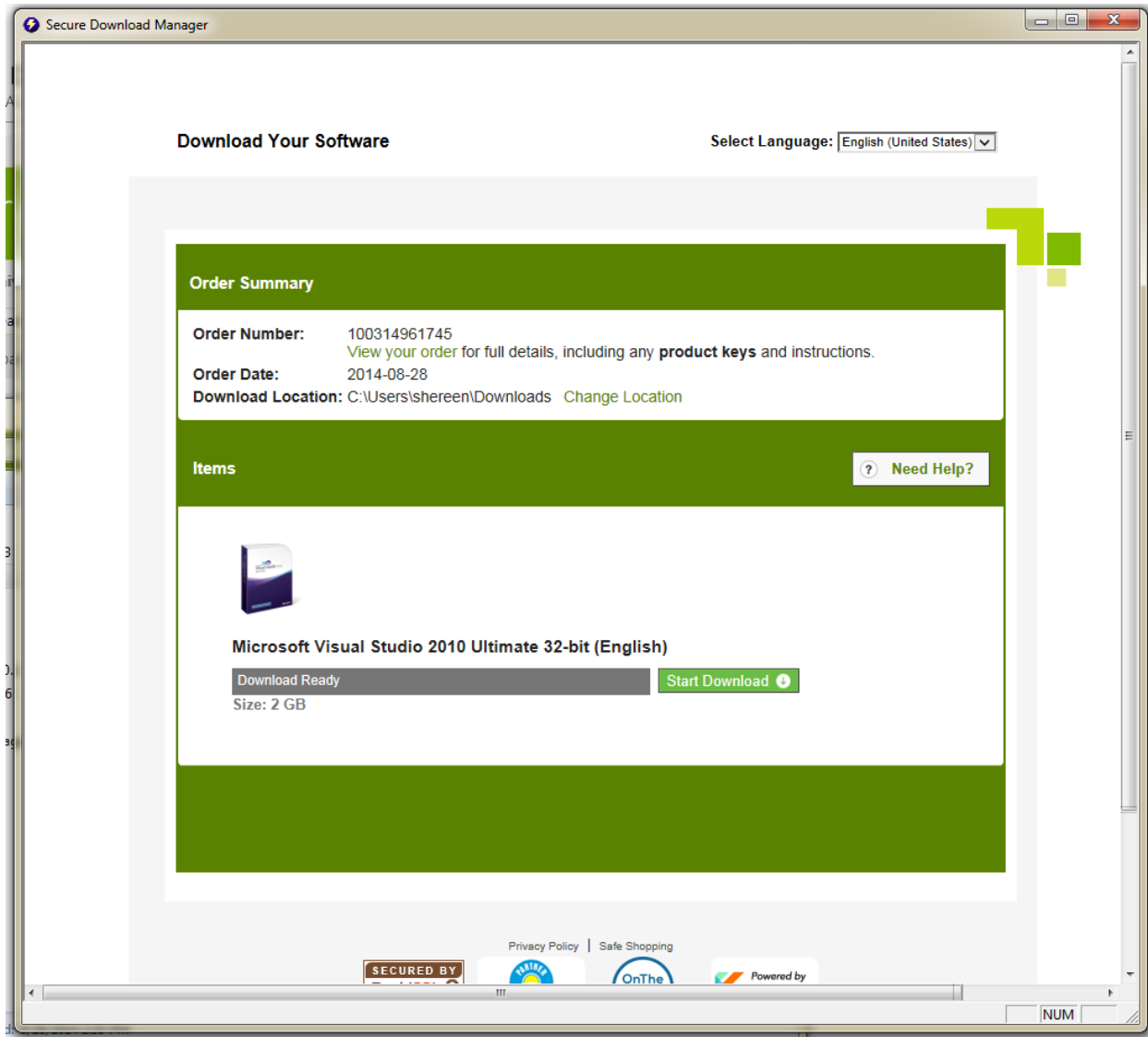
Click Close, then return to the screen below. Click on Download .SDX

Select Language: English (United States) ▾

Get Your Software in 4 Easy Steps

- 1. Download the Secure Download Manager (SDM) installation file** 
If you have completed this step previously, go to step 3.
[Download SDM](#) 
- 2. Locate the file from step 1 and run it to **install the SDM**** 
- 3. Download the .SDX file for your order** 
[Download .SDX](#) 
- 4. When the SDM launches, **start downloading your software**.** 
If the SDM application does not launch automatically, locate the file from step 3 and open it to download your software.

Once it has been downloaded, double click on the file. You will see this screen:



Click on Start Download. Once Visual Studio has been downloaded, you can go ahead and install it.

Secure Download Manager

Download Your Software

Order Summary


Order Number: 100314961745
[View your order](#) for full details, including any **product keys** and instructions.

Order Date: 2014-08-28

Download Location: C:\Users\shereen\Downloads [Change Location](#)

Items

[? Need Help?](#)



Microsoft Visual Studio 2010 Ultimate 32-bit (English)

Done [Launch](#)

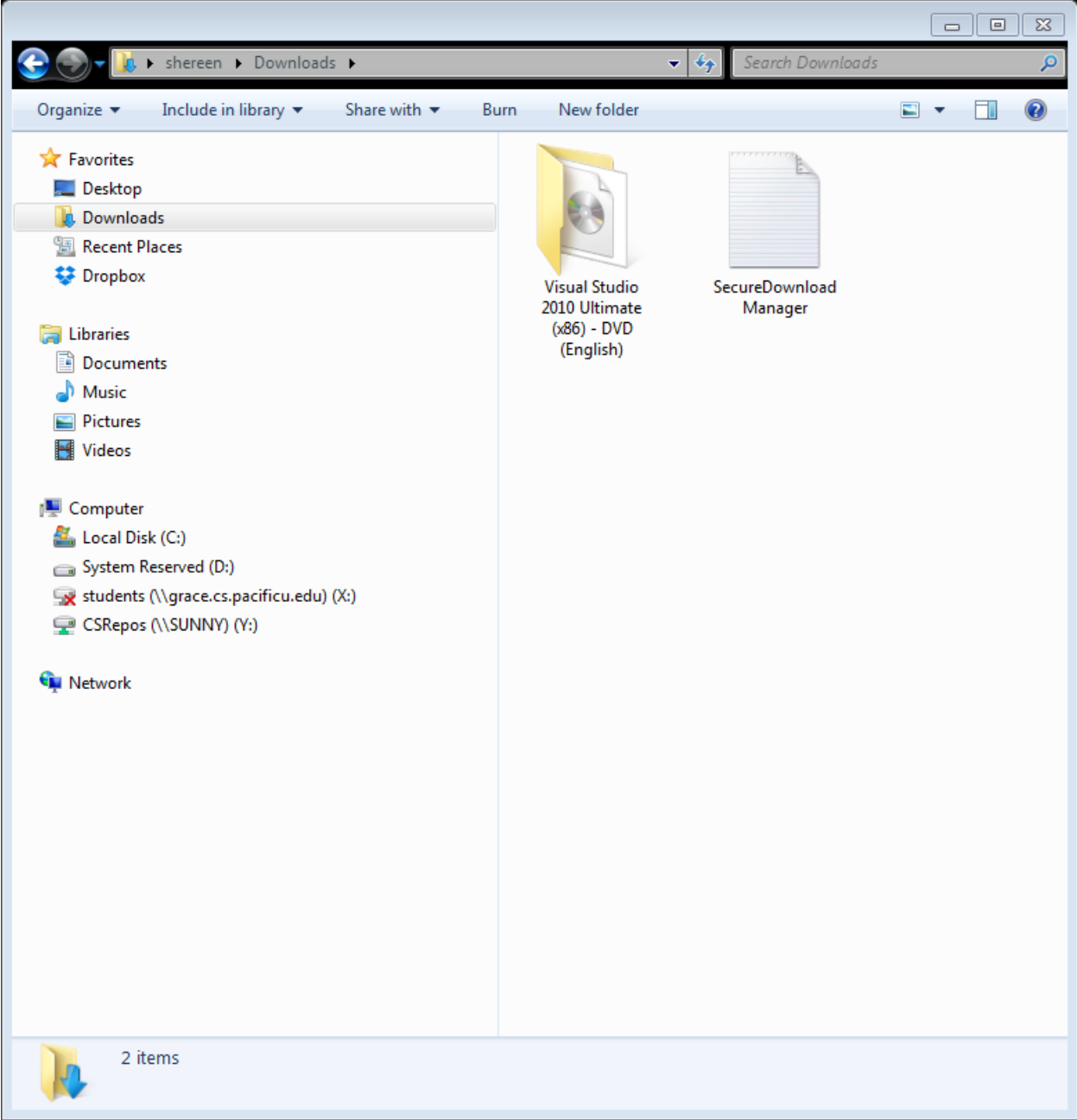
Size: 2 GB C:\Users\shereen\Downloads

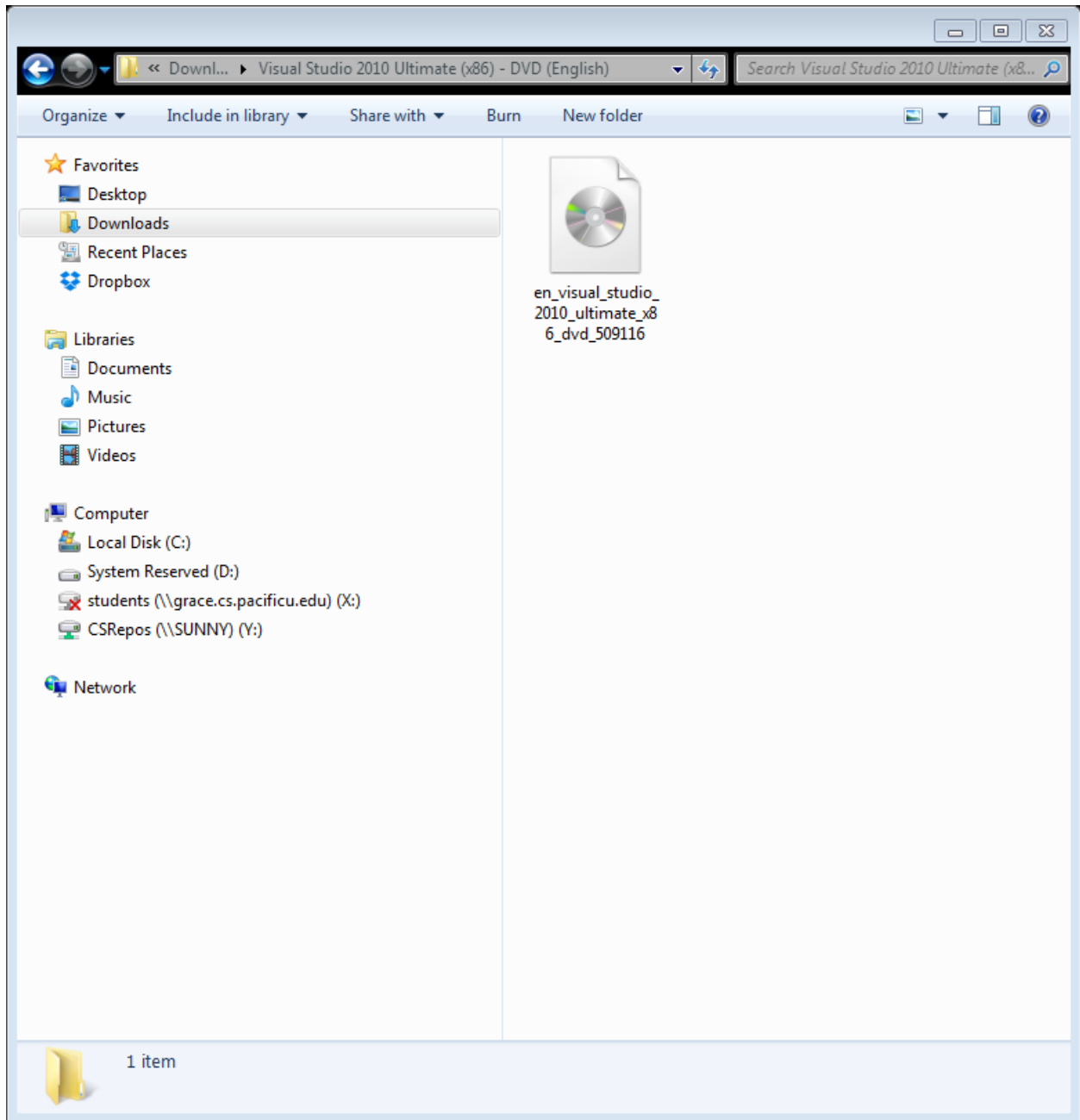
⚠ The download cannot be completed. If a location selection is available for this product, select another location. If no location selection is available, the download may fail to complete because no Internet connection was found, the Internet connection was lost or a firewall or proxy server exists between the client station and hosting location. Please try again later.

SECURED BY RapidSSL.com
Privacy Policy | Safe Shopping
Carbonfree
OnThe Hub
Powered by Kivuto
Facebook | Twitter | Pinterest | Blog
v3.20.5056.409 (P2827955)

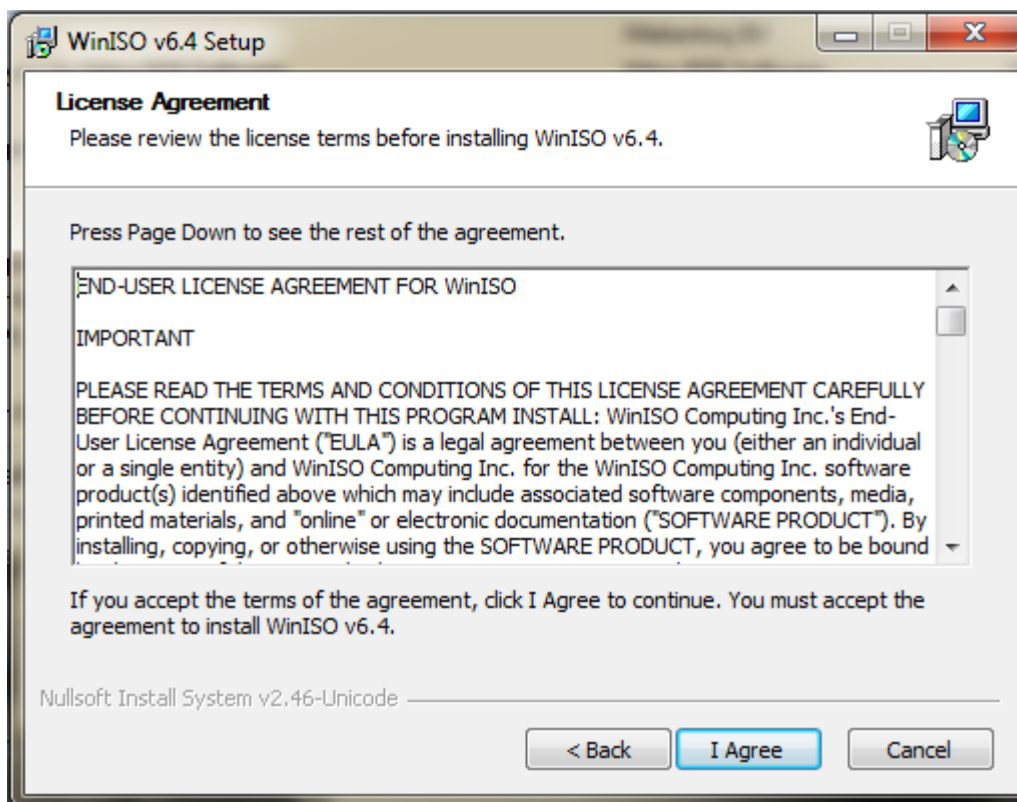
Done NUM

Once Visual Studio 2010 has been completely downloaded, close the secure download manager. Go to your downloads folder and locate the Visual Studio 2010 Ultimate (x86) – DVD (English) folder.



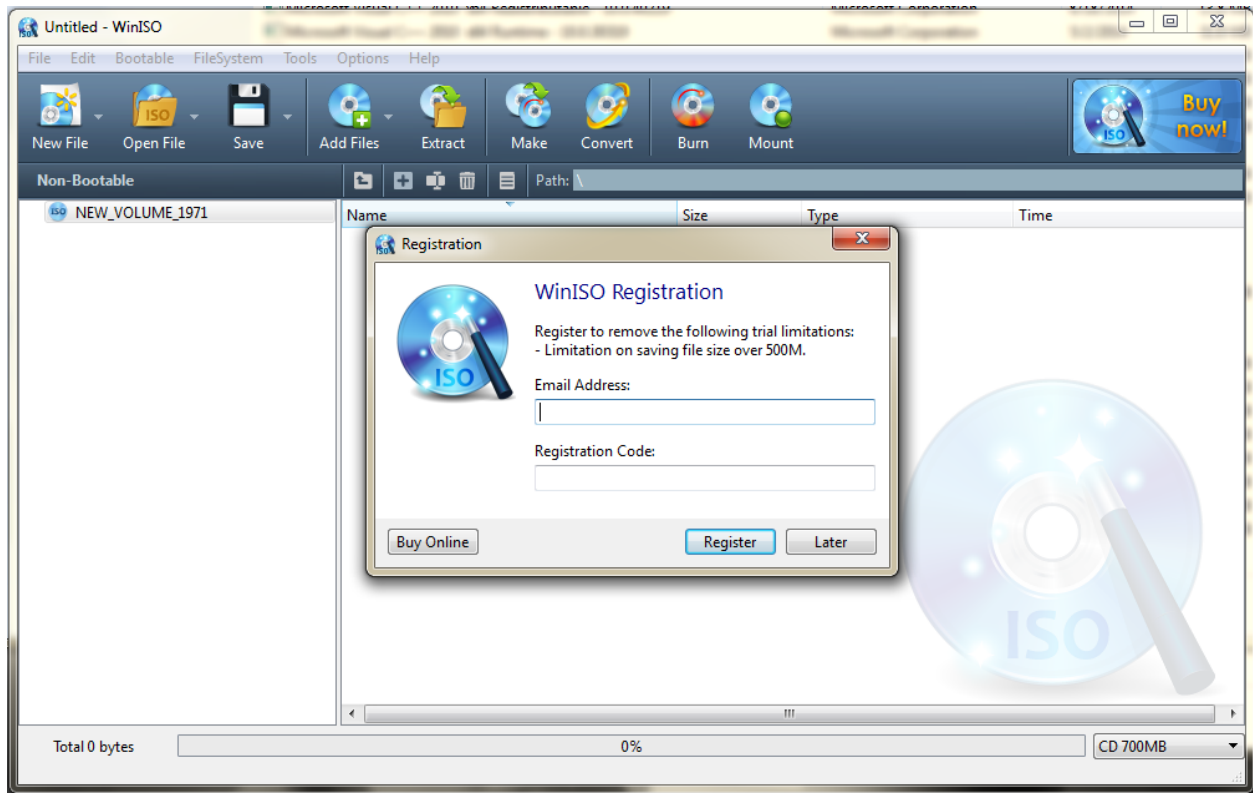


Go to: <http://www.winiso.com/user/download/winiso.exe> and install and launch the program.





Clicking on finish will launch the program.

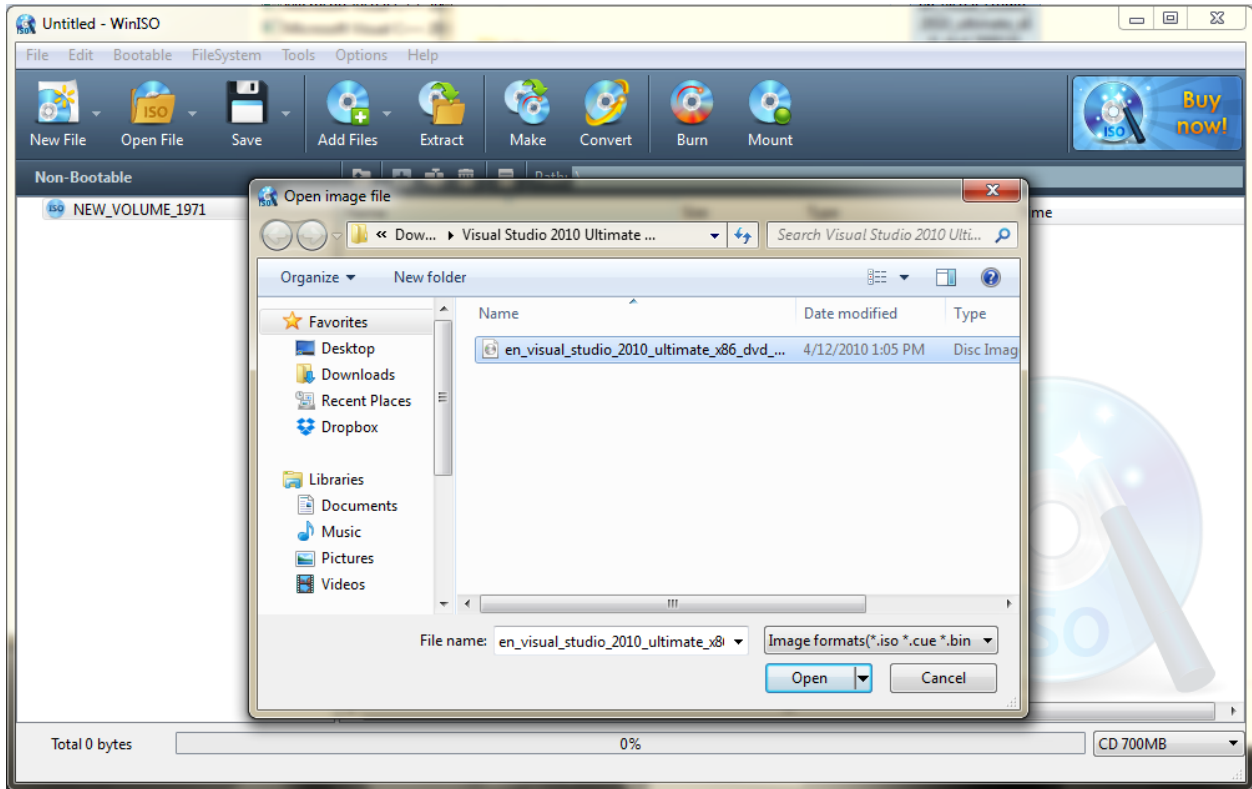


Click Later.

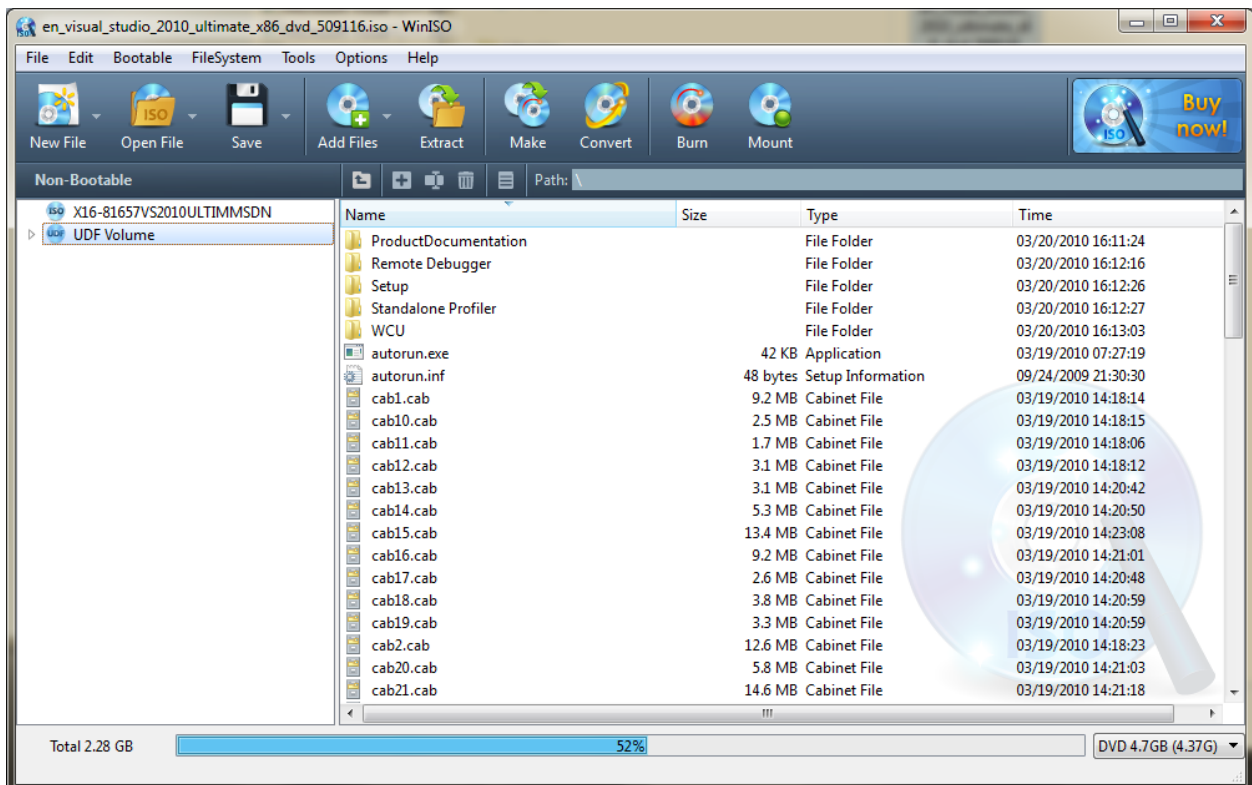


Click OpenFile on the toolbar:

Locate the downloaded Visual Studio .iso image (en_visual_studio_2010_ultimate_x86_dvd_509116). By default it will be in the downloads folder.

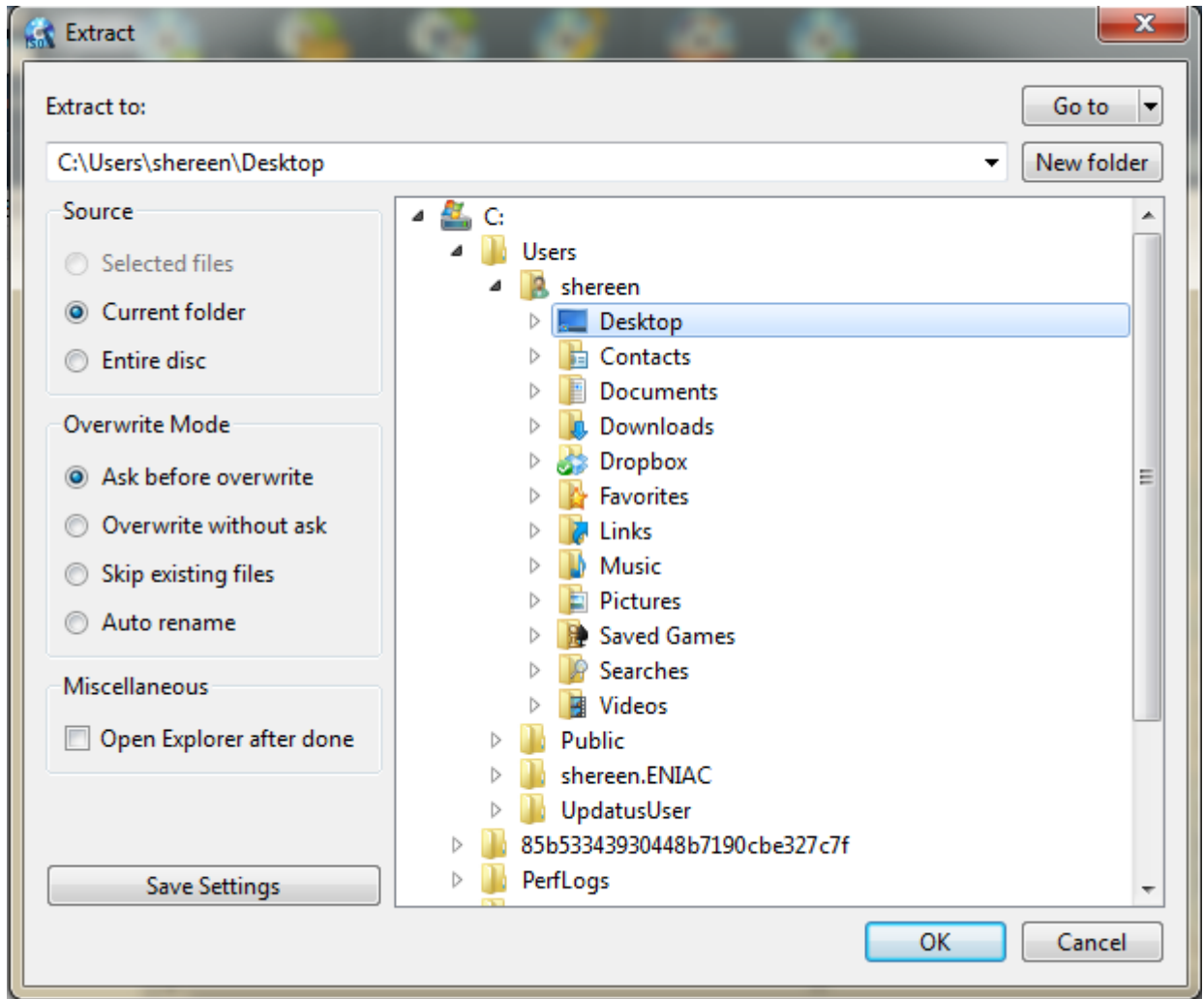


Select Open.

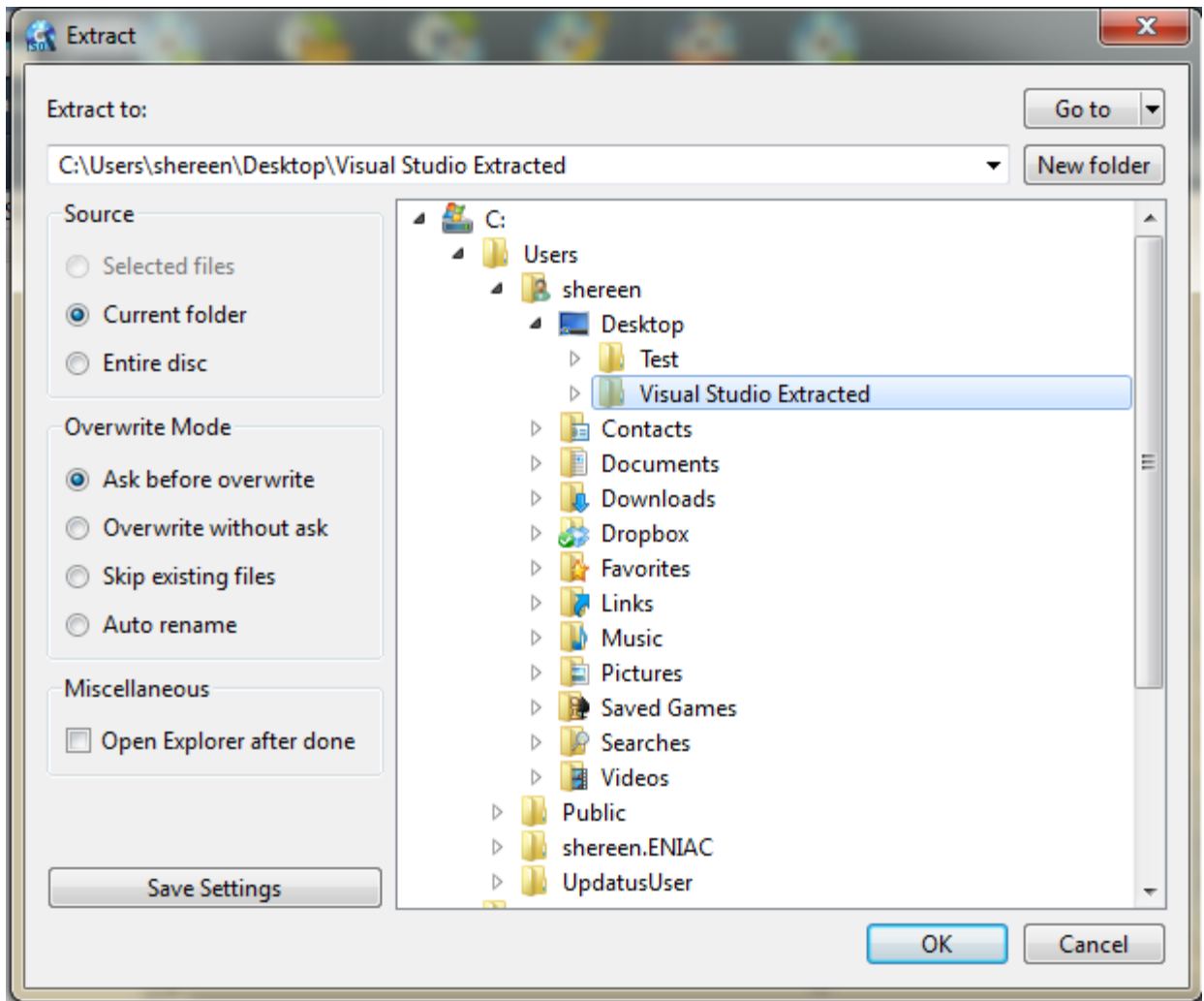




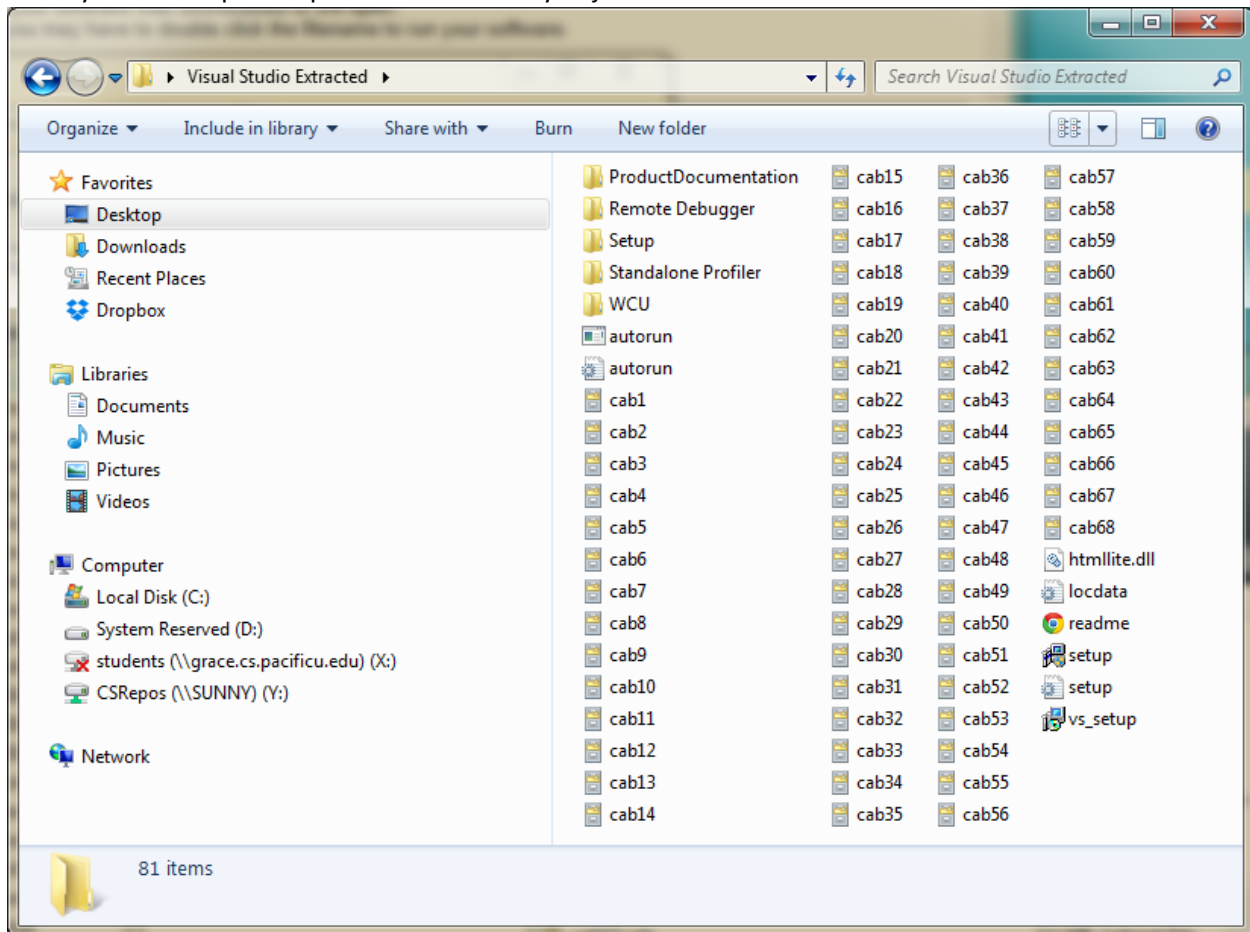
Click on Extract:





Create a new folder on the desktop. Then click OK.



Go to your desktop and open the folder that you just created.



Double click on  setup



Click on Install Microsoft Visual Studio 2010

Microsoft
Visual Studio 2010 Ultimate Setup


Welcome to the Microsoft Visual Studio 2010 Ultimate installation wizard.

This wizard guides you through installing this program and all required components.

Help Improve Setup

You can submit information about your Visual Studio setup experiences to Microsoft. To participate, check the box below.

Yes, send information about my setup experiences to Microsoft Corporation.

 For more information, read the [Privacy Statement](#)

Loading completed. Click Next to continue.

< Previous

Next >

Cancel

Microsoft Visual Studio 2010 Ultimate Setup



Please exit all applications before continuing with the installation.

i Setup has detected that the following required components are already installed:

- Microsoft Application Error Reporting
- VC 9.0 Runtime (x86)
- VC 10.0 Runtime (x86)
- VC 10.0 Runtime (x64)
- Microsoft .NET Framework 4
- Microsoft Visual Studio 2010 64bit Prerequisites (x64)

i Setup will install the following components:

- Microsoft Visual Studio 2010 Ultimate

To install, you must accept the license terms and enter a valid 25-character product key, where prompted.

Be sure to carefully read and understand all the rights and restrictions described in the license terms. You must accept the license terms before you can install the software.

MICROSOFT SOFTWARE LICENSE TERMS
MICROSOFT VISUAL STUDIO 2010 ULTIMATE AND TRIAL EDITION

These license terms are an agreement between Microsoft Corporation (or based on where you live, one of its affiliates) and you. Please read them. They apply to the software named above, which includes the media on which you received it, if any. The terms also apply to any Microsoft updates,

Print...

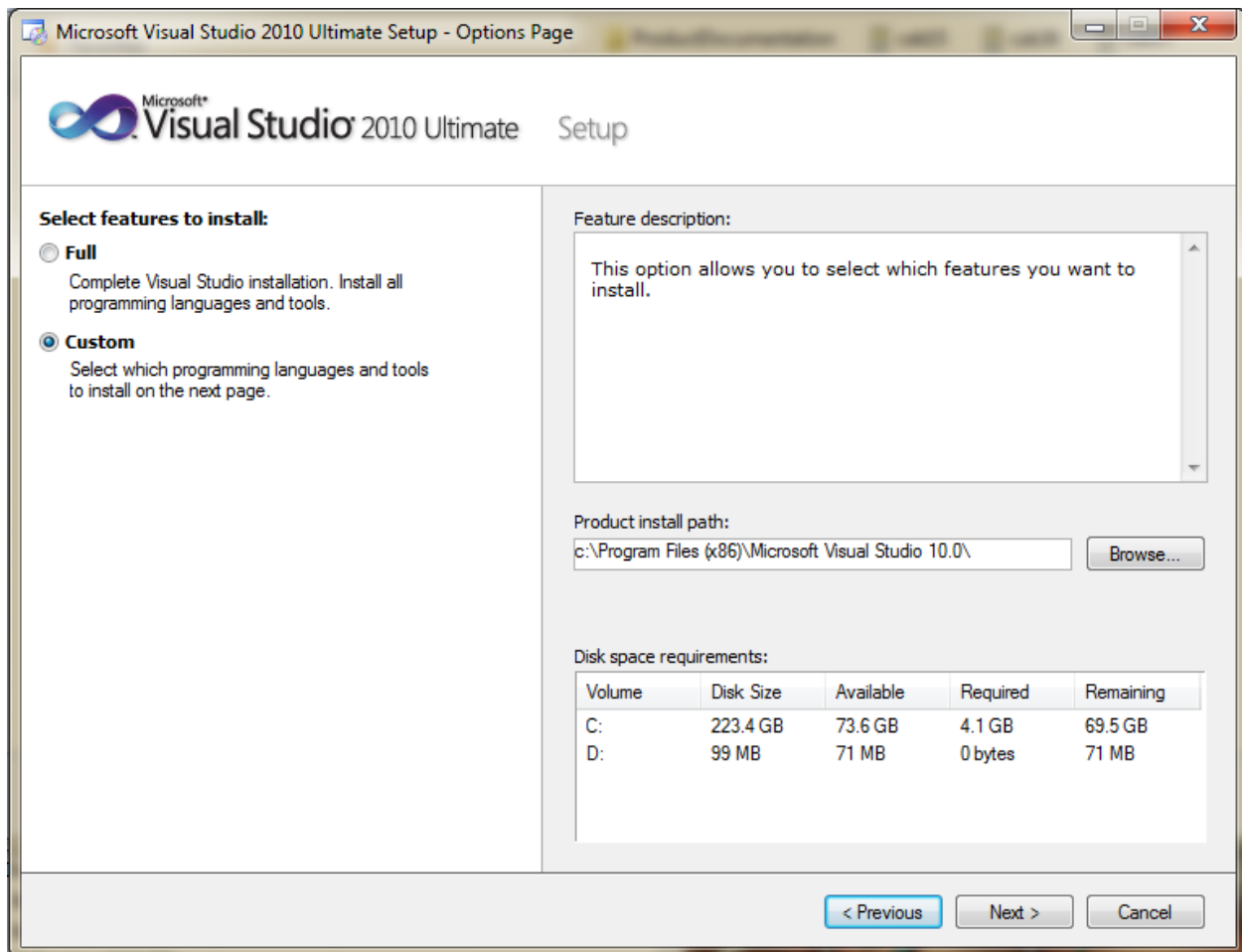
Press the Page Down key to see more text.

- I have read and accept the license terms.**
- I do not accept the license terms.**

< Previous

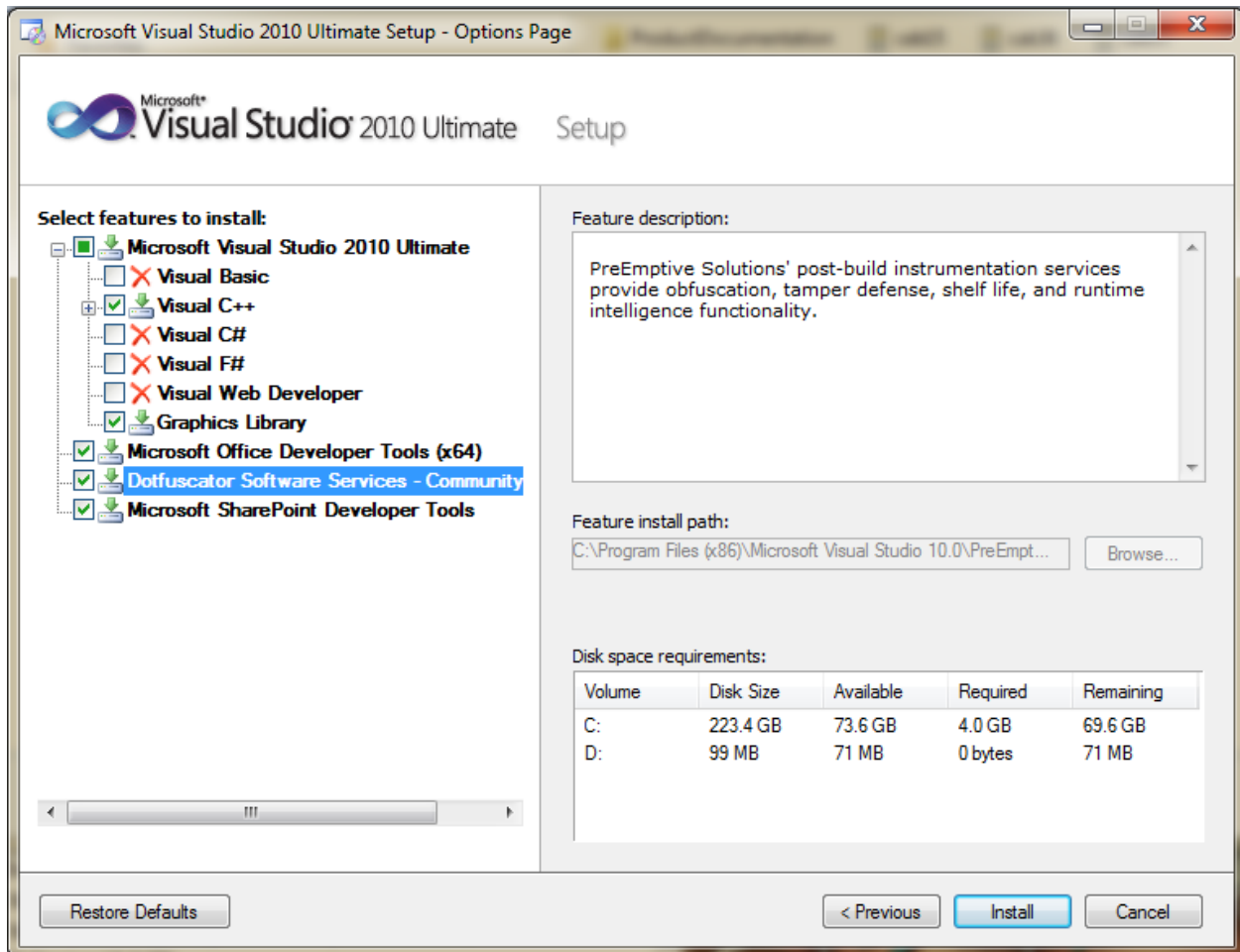
Next >

Cancel



You could install a Full installation, but that takes up a lot of space.

Instead, install a Custom installation with the following option:



That's it! You can now build and run C++ programs.