




CS121: Our Digital World

Digital Humanitarianism, Digital Revolution,
and the Digital Divide



Crowdsourcing



+ Wikinomics

- Four Ideas:

- Openness
- Peering
- Sharing
- Acting Globally

+ Crowdsourcing

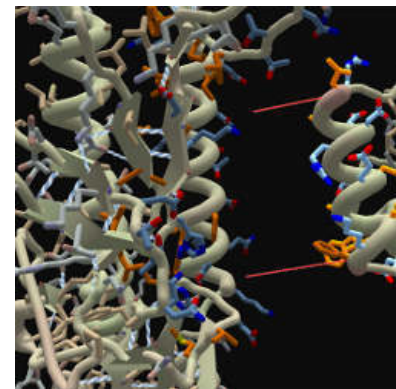
- Amazon's Mechanical Turk
 - Crowdfunder
 - Threadless
 - Wikipedia
 - Innocentive
-
- Activity: go to these websites and find out what they are. Is there a job you would like to do for them?

+ Online Collaboration on the Internet

- Watch the following:
- http://www.ted.com/talks/luis_von_ahn_massive_scale_online_collaboration.html

+ Foldit

- <http://cacm.acm.org/magazines/2012/3/146255-gaining-wisdom-from-crowds/fulltext>
- <http://fold.it/portal/>



+



<http://jgold517.wordpress.com/2011/03/06/citizen-journalism/>

Citizen journalist

+ Crowdsourcing the News

- http://www.ted.com/talks/lang/en/paul_lewis_crowdsourcing_the_news.html

+ Digital Revolutions

- What role did the Internet play in the revolution in Egypt?
 - Twitter
 - Facebook
 - You Tube



- Watch the following:

- <http://cnn.com/video/?/video/world/2011/02/16/lake.facebook.revolution.cnn>

+ Digital Activism

- Watch the following:

- <http://cnn.com/video/?/video/tech/2011/02/16/dougherty.digital.activism.cnn>
- <http://cnn.com/video/?/video/tech/2011/02/11/barnett.egypt.social.media.cnn>

+ Internet Penetration

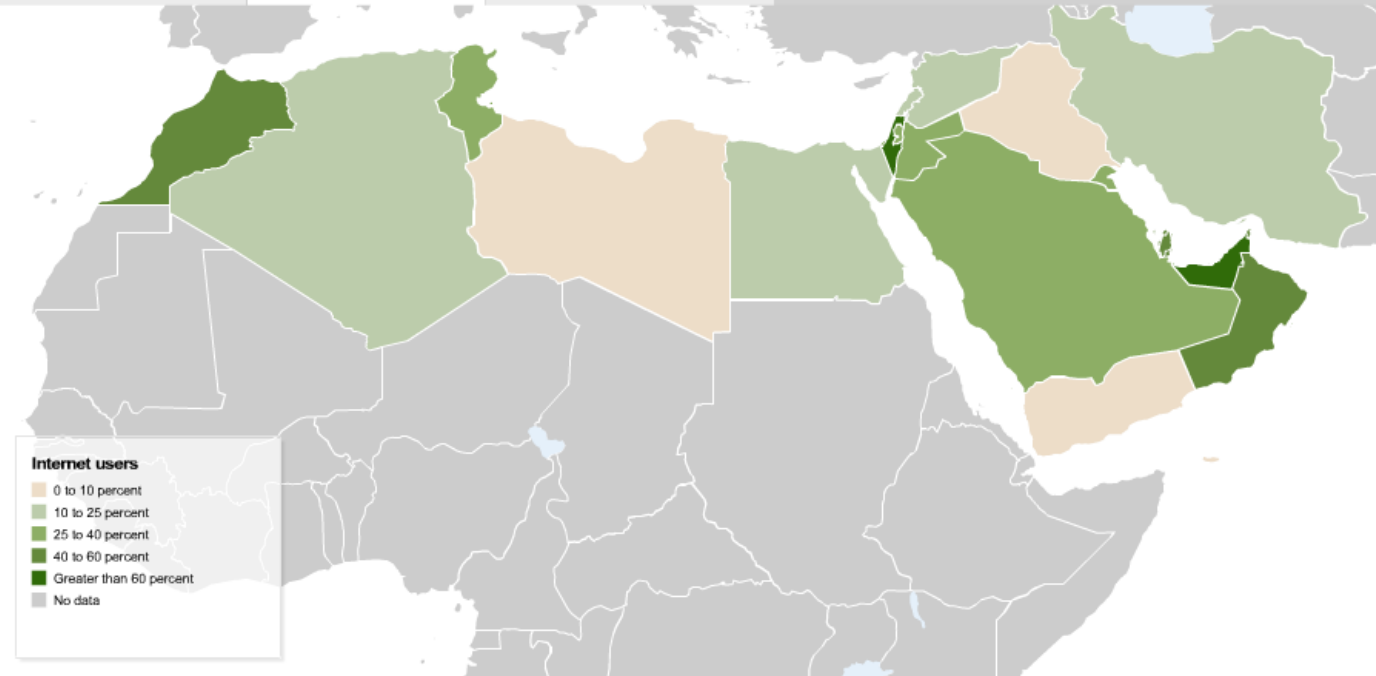
How wired are the Middle East and North Africa?

The internet, mobile phones and social media sites, like Facebook, have helped spread a wave of protests across the Middle East and North Africa in recent weeks. But how common are these tech tools in the region? Roll over the countries on this map to find out.

Facebook penetration (2010)

Internet penetration (2009)

Mobile cellular penetration (2009)



<http://www.cnn.com/interactive/2011/02/tech/map.mideast.tech/index.html>



<http://lawandict.blogspot.com/2010/07/random-thoughts-on-digital-divide.html>

The Digital Divide

+ In the US

YEAR	Population	Users	% Pop.	Broadband	Usage Source
2000	281,421,906	124,000,000	44.1 %	n/a	ITU
2001	285,317,559	142,823,008	50.0 %	n/a	ITU
2002	288,368,698	167,196,688	58.0 %	n/a	ITU
2003	290,809,777	172,250,000	59.2 %	n/a	ITU
2004	293,271,500	201,661,159	68.8 %	n/a	Nielsen Online
2005	299,093,237	203,824,428	68.1 %	n/a	Nielsen Online
2007	301,967,681	212,080,135	70.2 %	n/a	Nielsen Online
2008	303,824,646	220,141,969	72.5 %	n/a	Nielsen Online
2009	307,212,123	227,719,000	74.1 %	n/a	Nielsen Online
2010	310,232,863	239,893,600	77.3 %	85,287,100	ITU

G.N.I.p.c. = Per Capita Gross National Income in US dollars, [historic series](#).

<http://www.internetworldstats.com/am/us.htm>

+ The Digital Divide

- Watch the following:

- http://www.ted.com/talks/aleph_molinari_lets_bridge_the_digital_divide.html

+ References

- <http://dl.acm.org/citation.cfm?id=1869086.1869094&coll=portal&dl=ACM>
- <http://www.ics.uci.edu/~jwross/pubs/RossEtAl-WhoAreTheCrowdworkers-altCHI2010.pdf>
- <http://www.cnn.com/2011/TECH/innovation/02/21/egypt.internet.revolution/index.html>
- <https://alkasir.com/>